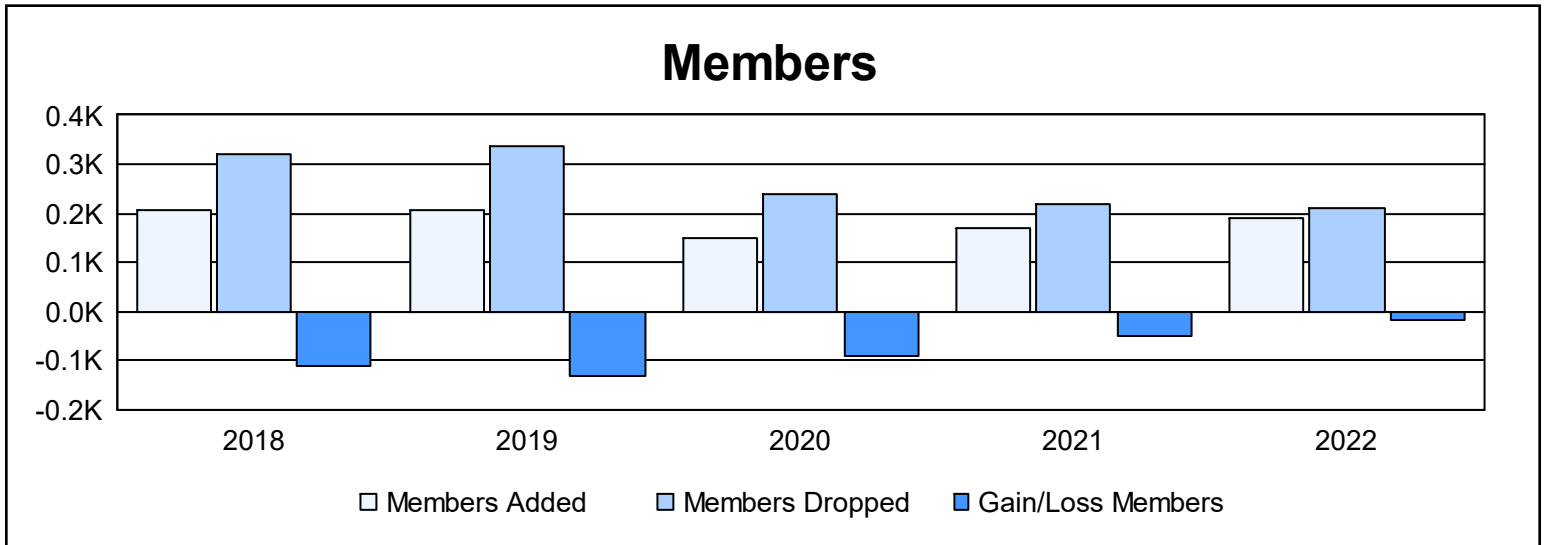
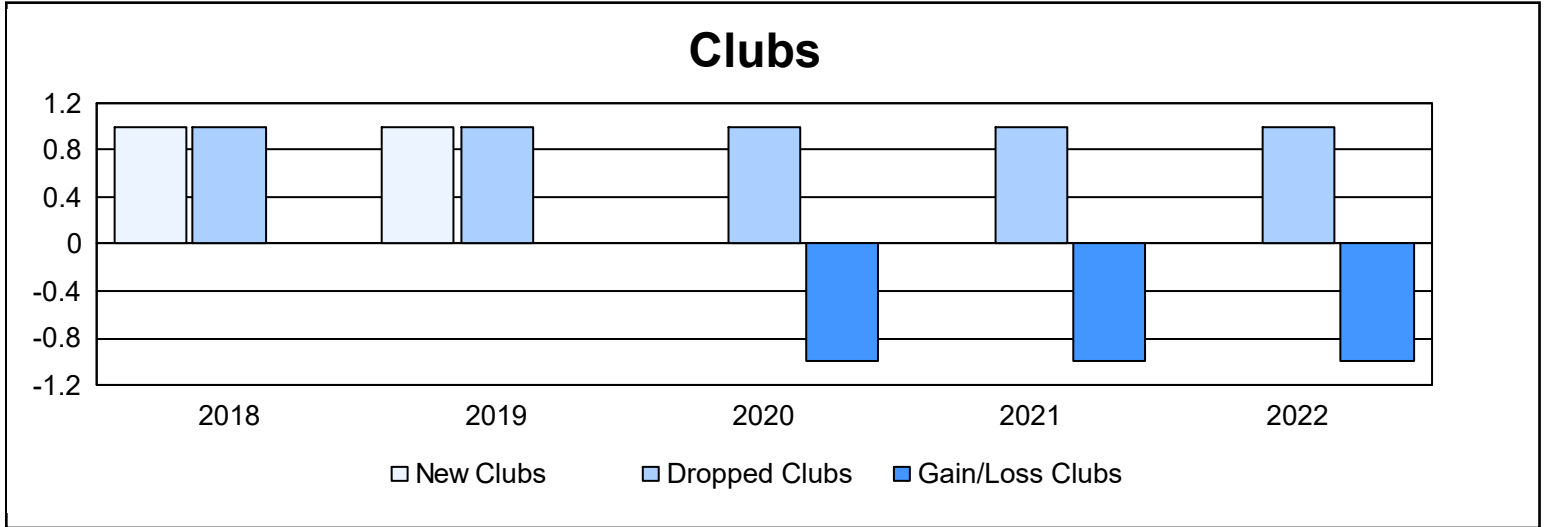
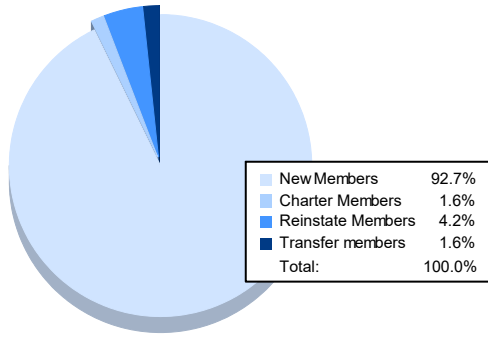


Year	New Clubs	Dropped Clubs	Gain/ Loss Clubs	New Members	Charter Members	Reinstate Members	Transfer Members	Total Member Added	Total Members Dropped	Gain/ Loss Members
2017-2018	1	1	0	169	21	12	6	208	321	-113
2018-2019	1	1	0	158	24	14	10	206	338	-132
2019-2020	0	1	-1	134	3	6	6	149	239	-90
2020-2021	0	1	-1	157	2	6	4	169	219	-50
2021-2022	0	1	-1	178	3	8	3	192	211	-19
<b>Average</b>	<b>0</b>	<b>1</b>	<b>-1</b>	<b>159</b>	<b>11</b>	<b>9</b>	<b>6</b>	<b>185</b>	<b>266</b>	<b>-81</b>



### Membership Composition June 2022 Cumulative



### Gender Composition June 2022 Cumulative

